


Upper GI Contrast Studies For Malrotation – Diagnostic Insights from a Single Surgical Centre

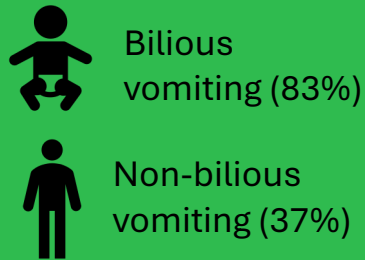


E Sorensen, T Rafe, S Siddiqi, K Wessely, A Macdonald
Chelsea and Westminster Hospital NHS Foundation Trust

170 studies on
167 patients



Most common
indication



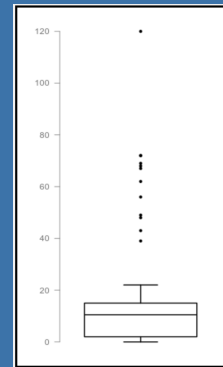
Consultant radiologist (CR) review of the study occurred > 48 hours after the scan in

9

cases

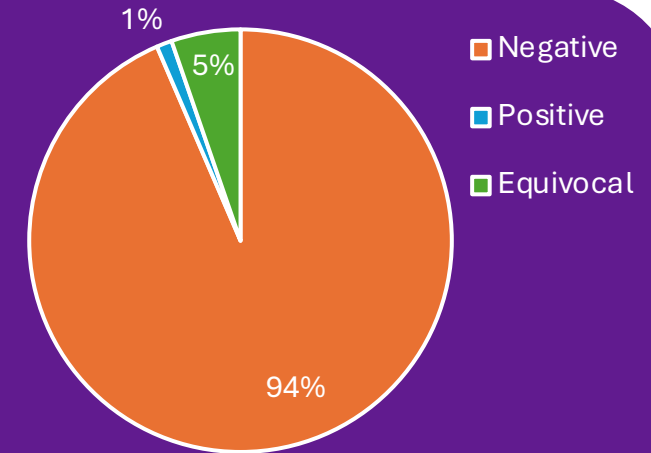
53% had consultant radiologist involvement or immediate review of images

Median time to CR review: 10 hours



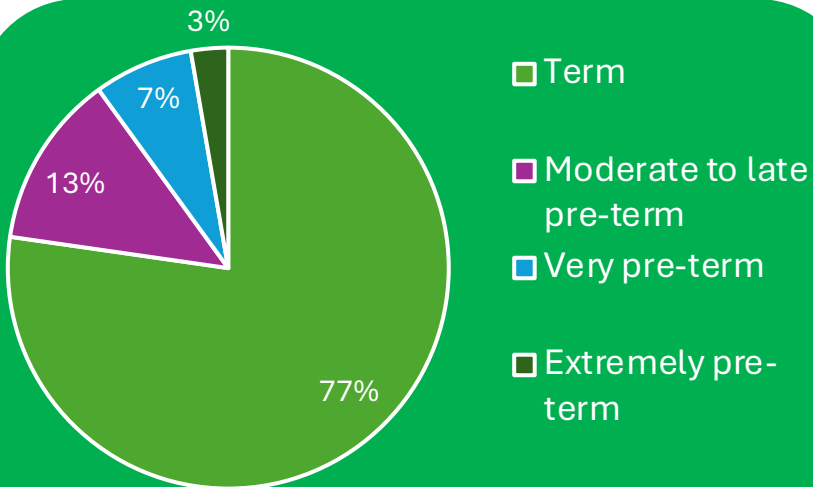
2

false negatives



Equivocal cases:

- Repeat UGICS – 3
- Alternative surgical diagnosis – 2
- Watchful waiting - 4



Median gestation at birth: 39 + 2 / 40

Positive Predictive Value: 1
Negative Predictive Value: 0.98
Sensitivity: 50%
Specificity: 100%

Future plans

- MDT
- USS
- Reporting template